



Centre: [REDACTED], Unit: [REDACTED]

September 2013

**Main Speciality: Oncology and Radiotherapy**

Dear participant,

Thank you for your participation in nutritionDay worldwide in November 2012 and for your effort. We are now able to present you your oncology short report of the following sample size.

Number of patients on nutritionDay: 122
Number of cancer patients on nutritionDay: 117 <i>(referring to sheet 2 regular "affected organs")</i>
Number of patients completing Sheet 2_onco: 118
Number of patients completing Sheet 3_onco: 118

Your oncology report reference results are based on data of cancer patients of all specialties of nutritionDay 2012.

The nutritionDay oncology short report provides most important results of your oncology patients as well as nutritional care structures and care routines for cancer patients in your unit. Detailed results are provided in your regular unit report and your oncology report.

You will find some explanations how to read and interpret the data on the next page.

**Next year's nutritionDay will take place on 7<sup>th</sup> November 2013. Again, we would very much appreciate your participation. You will be provided with further information on a regular basis.**

Best regards from the nutritionDay-Team!

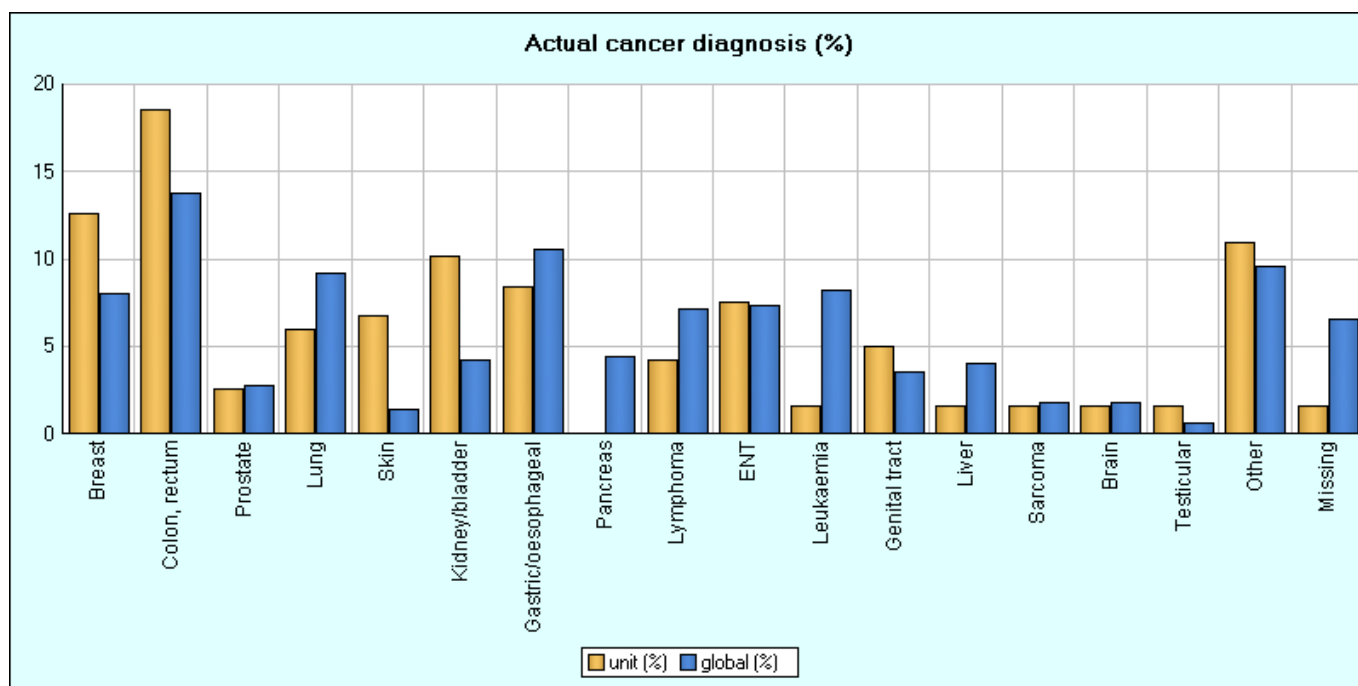
Prof. Dr. Michael Hiesmayr

PD. Dr. Karin Schindler

Sigrid Kosak, MA

**Patient's demographics**

Number of patients completing Sheet 2_onco	118	2515
Age (years)	65 [23-90]	64 [3-113]
Female gender	54 (45.8%)	1095 (43.5%)
Weight (kg)	71.2 ± 15.3	67.7 ± 16.7
Height (cm)	165.2 ± 8.4	166.2 ± 10.4
BMI (kg/m <sup>2</sup> )	26.1 ± 5.4	24.4 ± 5.2



**Cancer staging**

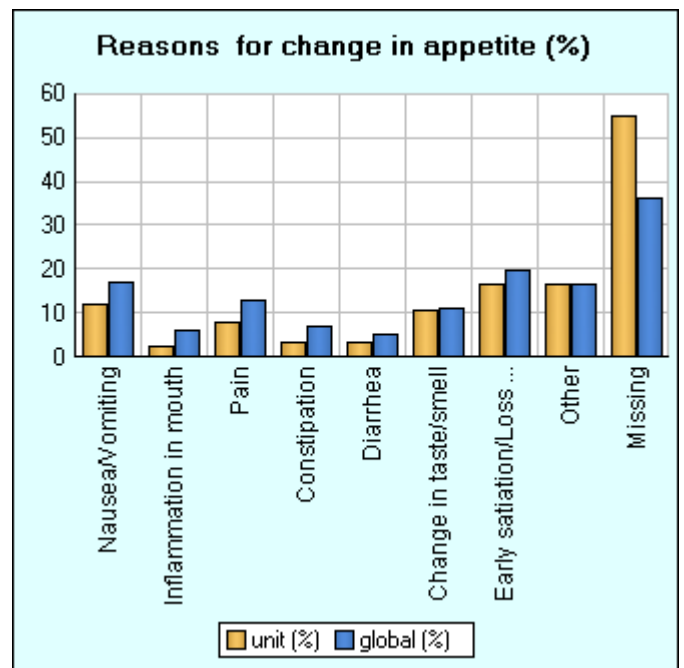
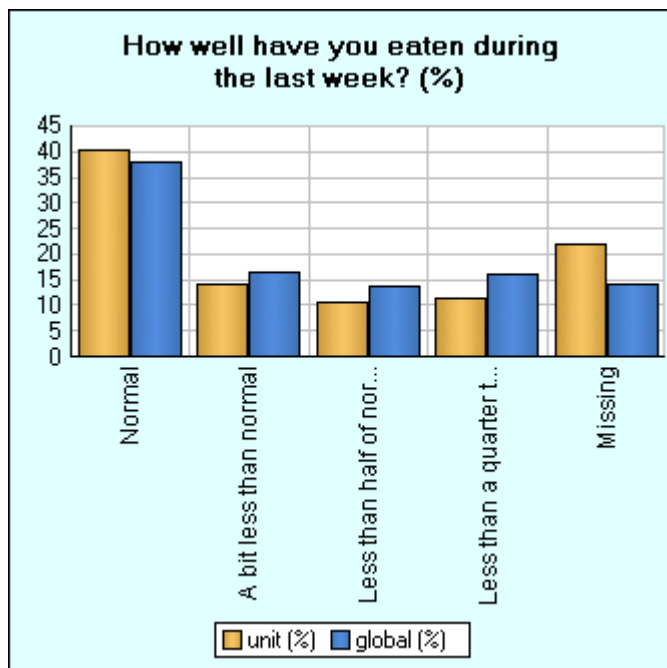
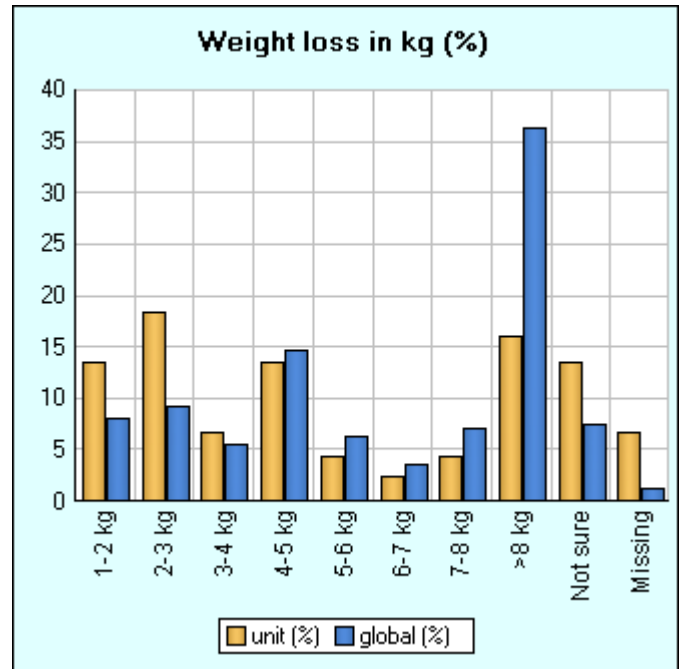
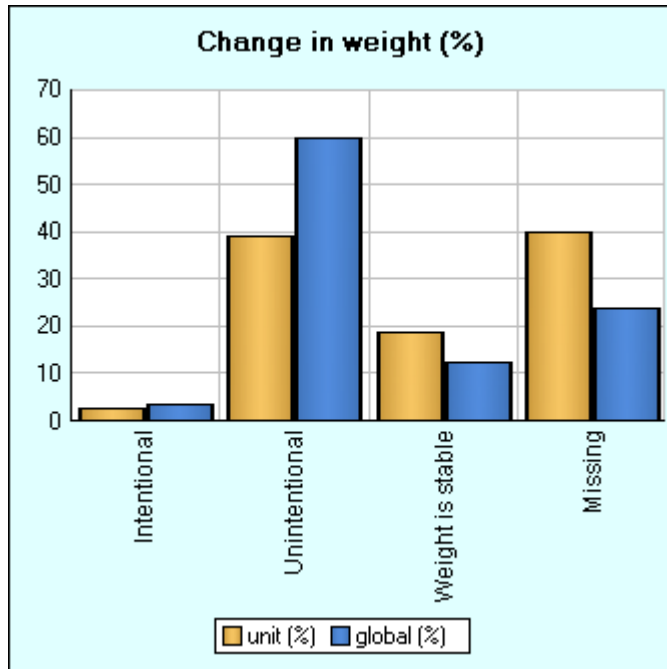
0=Carcinoma in situ	4 (3.39%)	122 (4.85%)
I=Localized	26 (22.0%)	372 (14.8%)
II=Early locally advanced	13 (11.0%)	329 (13.1%)
III=Late locally advanced	16 (13.6%)	346 (13.8%)
IV=Metastasised	31 (26.3%)	860 (34.2%)
Missing	28 (23.7%)	486 (19.3%)

**Therapy situation**

Diagnosis	5 (4.24%)	199 (7.91%)
Chemotherapy 1 <sup>st</sup> line	-	410 (16.3%)
Chemotherapy > 1 <sup>st</sup> line	3 (2.54%)	426 (16.9%)
Radiotherapy	3 (2.54%)	254 (10.1%)
Target therapy	5 (4.24%)	131 (5.21%)
Hormone therapy	-	24 (0.95%)
Palliative	7 (5.93%)	315 (12.5%)
Surgery	78 (66.1%)	528 (21.0%)
Cancer related complications	13 (11.0%)	222 (8.83%)
Therapy related complications	10 (8.47%)	113 (4.49%)
Missing	1 (0.85%)	233 (9.26%)

**General health status of patients**

Excellent	1 (0.8%)	47 (1.9%)
Very good	2 (1.7%)	99 (3.9%)
Good	30 (25.4%)	660 (26.2%)
Fair	40 (33.9%)	729 (29.0%)
Poor	20 (16.9%)	615 (24.5%)
Missing	25 (21.2%)	365 (14.5%)



**During the last week**

Patients who have had pain	54 (45.8%)	1394 (55.5%)
Patients who needed a rest	68 (57.6%)	1696 (67.4%)
Patients who felt weak	55 (46.7%)	1644 (65.4%)
Patients who felt depressed	60 (50.9%)	1221 (48.6%)
Patients who were tired	64 (54.3%)	1620 (64.5%)
Patients whose pain interfered with their daily activities	50 (42.3%)	1230 (48.9%)
Patients who lacked appetite	45 (38.18%)	1344 (53.4%)

